

Continuation of Calibration Certificate

**Cert. No. : ACL22194**

**Job No. : VC65AC0081**

**Pages : 8 of 8**

**11. Overload indication**

Measured value ( dB )		Deviated Value ( dB )	Acceptance Limits ( dB )
Positive one-half cycle	Negative one-half cycle		
89.5	89.5	0.0	±1.5

**12. High level stability**

Frequency Weighting	SLM Display at initial ( dB )	SLM Display at final ( dB )	Deviated Value ( dB )	Acceptance Limits ( dB )
A - weight	137.0	137.0	0.0	±0.3

The reported uncertainty is based on a standard uncertainty multiplied by coverage factor  $k = 2$  or any value following calculation, providing a level of confidence of approximately 95 %

**End of Calibration Certificate**

# SITHIPORN ASSOCIATES CO.,LTD. CALIBRATION LABORATORY

451-451/1 Sirinthorn Rd.,Bangbumru, Bangplud Bangkok 10700 THAILAND.  
Tel.0-2435-8800 Fax.0-2433-1679 e-mail:cal-center@sithiphorn.com http://www.sithiphorn.com



Cert. No. : ACL22195

Pages : 1 of 8

## Calibration Certificate

**Equipment :** SOUND LEVEL METER  
**Manufacturer :** RION  
**Model :** NL-42/ Microphone UC-52 / Preamplifier NH-24  
**Serial No.:** 00597169 / 180411 / 88181  
**ID No.:** RYG\_FS0439

**Condition As Found :** GOOD

**Customer :** ALS LABORATORY GROUP (THAILAND) CO., LTD.  
104 PHATTHANAKAN 40, PHATTHANAKAN ROAD,  
KHWAENG PHATTHANAKAN, KHET SUAN LUANG,  
BANGKOK, 10250 THAILAND.

**Location :** -

**Ambient Temperature :** ( 23.0  $\pm$  3 ) °C  
**Pressure :** ( 101.3  $\pm$  3 ) kPa  
**Relative Humidity :** ( 50.0  $\pm$  20 ) %

**Received Date :** 06 SEPTEMBER 2022  
**Calibration Date :** 07-09 SEPTEMBER 2022  
**Date of Issue :** 14 SEPTEMBER 2022

REVIEW BY	<i>Nmakorn P.</i>
APPROVED BY	<i>[Signature]</i>
NEXT CAL. DATE	<i>7/9/23</i>

**Calibrated by :**

Nathakorn Pisutpaisan

**Approved by :**

*T. Petchurai*  
( Thanakul Petchurai )

This certificate is issued in accordance with the requirements of ISO/IEC 17025 standard, may not be reproduced other than in full, except with the prior written approval of the head of Calibration Laboratory.



## Continuation of Calibration Certificate

Cert. No. : ACL22195

Job No. : VC65AC0081

Pages : 2 of 8

Calibration Procedure : CP-AC-01

**Calibration Method :**

This equipment was calibrated by based on IEC-61672-3 (2013) Standard for sound level meter (SLM).

The SLM had tests to Acoustical and Electrical signal tests of frequency weighting with Anechoic chamber and Reference Standard Instruments.

For tests results of each items were made by observation of each Instruments display and also with SLM's display.

**Condition of this result of calibration :**

## 1. Reference Standard Instruments :

<u>Instrument</u>	<u>Model</u>	<u>Serial No.</u>	<u>Cert. No.</u>	<u>Due Date</u>
Waveform Generator	33210A	MY48017076	EF-0007-22	04-Feb-23
Waveform Generator	33511B	MY52302742	EF-0008-22	04-Feb-23
Digital Multimeter	33461A	MY53220104	EEL.BP. 04/0265	09-Feb-23
Digital Multimeter	33461A	MY53220076	EEL.BP. 03/0265	09-Feb-23
Digital Multimeter	34461A	MY60024273	EEL.BP. 05/0265	09-Feb-23
Programmable Attenuator	MAT-1070	62100114	EF-0009-22	07-Feb-23
Condenser Microphone	4180	2977900	AA-1013-22	24-Feb-23
Measuring Amplifier	NA-42KAI	34560495	AA-3005-22	22-Feb-23

2. This result of calibration was found accurate as shown on date and place of calibration for this calibrated item only.

3. This certificate is traceable to the international system of unit maintained at :

3.1 National Institute of Metrology (Thailand).

3.2 Thailand Institute of Scientific and Technological Research (TISTR).

## Continuation of Calibration Certificate

Cert. No. : ACL22195

Job No. : VC65AC0081

Pages : 3 of 8

**Summary of Measurement Result :**

Parameter	Pass	Fail	Uncertainty (dB)	Maximum-permitted uncertainty of measurement (dB)
1. Absolute sensitivity	✓	-	0.2	N/A
2. Self-generated noise	✓	-	0.2	N/A
3. Acoustical signal tests of frequency weightings				
125 Hz	✓	-	0.3	0.6
1000 Hz	✓	-	0.3	0.6
8000 Hz	✓	-	0.3	0.7
4. Electrical signal tests of frequency weightings				
For 10 Hz to 4 kHz	✓	-	0.3	0.6
For > 4 kHz to 10 kHz	✓	-	0.3	0.7
For > 10 kHz to 20 kHz	-	-	-	1.0
5. Frequency and time weightings at 1 kHz	✓	-	0.2	0.2
6. Long - term stability	✓	-	0.1	0.1
7. Level linearity on the reference level range	✓	-	0.2	0.3
8. Level linearity including the level range control	✓	-	0.2	0.3
9. Tone burst response	✓	-	0.2	0.3
10. Peak C sound level	✓	-	0.2	0.35
11. Overload indication	✓	-	0.2	0.25
12. High level stability	✓	-	0.1	0.1



## Continuation of Calibration Certificate

Cert. No. : ACL22195

Job No. : VC65AC0081

Pages : 4 of 8

**Result of calibration :****1. Absolute sensitivity**

Reference Acoustic Signal ( dB )	Measured Value ( dB )	Deviation ( dB )	Acceptance Limit ( dB )
93.9 (93.95)	93.9	0.0	±0.3

**2. Self-generated noise**

## 2.1 Normal test

Measured Value ( dB )
15.1

2.2 The microphone of the sound level meter was replaced by electrical signal input device.

Frequency Weighting	Measured value ( dB )
A - weight	13.1
C - weight	19.3
Flat	24.8

**3. Acoustical signal tests of frequency weightings**

Meter free-field acoustic response at a level of 84 dB

Frequency ( Hz )	Deviation from various frequency weighting response curve (dB)			Acceptance Limits
	Flat	C-weight	A-weight	
125	0.1	0.1	0.1	± 1.5
1000	0.0	0.0	0.0	± 1.0
8000	1.2	1.3	1.2	±5.0

## Continuation of Calibration Certificate

Cert. No. : ACL22195

Job No. : VC65AC0081

Pages : 5 of 8

**4. Electrical signal tests of frequency weightings**

Weighting network response with relative to 1 kHz.

Frequency ( Hz )	Deviation from various frequency weighting response curve (dB)			
	Flat	C-weight	A-weight	Acceptance Limits
63	-0.1	-0.1	-0.1	±2.0
125	0.0	0.0	0.0	±1.5
250	0.0	0.0	0.0	±1.5
500	0.0	0.0	0.0	±1.5
1000	0.0	0.0	0.0	±1.0
2000	0.0	0.0	0.0	±2.0
4000	0.0	0.0	0.0	±3.0
8000	0.0	0.1	0.1	±5.0

**5. Frequency and time weightings at 1 kHz**
**5.1 Frequency weightings at 1 kHz**

Frequency Weighting	Measured Value ( dB )	Deviated Value ( dB )	Acceptance Limits ( dB )
A - weight	94.0	0.0	-
C - weight	94.0	0.0	± 0.2
Flat	94.0	0.0	± 0.2

**5.2 Time weighting at 1 kHz**

Frequency Weighting	Measured Value ( dB )	Deviated Value ( dB )	Acceptance Limits ( dB )
Fast	94.0	0.0	-
Slow	94.0	0.0	± 0.1
Leq	94.0	0.0	± 0.1

**6. Long - term stability**

Frequency Weighting	SLM Display at initial ( dB )	SLM Display at final ( dB )	Deviated Value ( dB )	Acceptance Limits ( dB )
A - weight	94.0	94.0	0.0	± 0.3



Continuation of Calibration Certificate

Cert. No. : ACL22195

Job No. : VC65AC0081

Pages : 6 of 8

**7. Level linearity on the reference level range**

Anticipated Value ( dB )	Measured Value ( dB )	Deviated Value ( dB )	Acceptance Limits ( dB )
137.0	137.0	0.0	± 1.1
136.0	136.0	0.0	± 1.1
135.0	135.0	0.0	± 1.1
134.0	134.0	0.0	± 1.1
133.0	133.0	0.0	± 1.1
132.0	132.0	0.0	± 1.1
131.0	131.0	0.0	± 1.1
129.0	129.0	0.0	± 1.1
124.0	124.0	0.0	± 1.1
119.0	119.0	0.0	± 1.1
114.0	114.0	0.0	± 1.1
109.0	109.0	0.0	± 1.1
104.0	104.0	0.0	± 1.1
99.0	99.0	0.0	± 1.1
94.0	94.0	0.0	± 1.1
89.0	89.0	0.0	± 1.1
84.0	84.0	0.0	± 1.1
79.0	79.0	0.0	± 1.1
74.0	74.0	0.0	± 1.1
69.0	69.0	0.0	± 1.1
64.0	64.0	0.0	± 1.1
59.0	59.0	0.0	± 1.1
54.0	53.9	-0.1	± 1.1
49.0	49.0	0.0	± 1.1
44.0	44.0	0.0	± 1.1
39.0	39.0	0.0	± 1.1
34.0	34.0	0.0	± 1.1
30.0	30.0	0.0	± 1.1
29.0	29.0	0.0	± 1.1
28.0	28.0	0.0	± 1.1
27.0	27.0	0.0	± 1.1
26.0	26.0	0.0	± 1.1
25.0	25.0	0.0	± 1.1

## Continuation of Calibration Certificate

Cert. No. : ACL22195  
 Job No. : VC65AC0081  
 Pages : 7 of 8

**8. Level linearity including the level range control**

Range	Anticipated Value ( dB )	Measured Value ( dB )	Deviated Value ( dB )	Acceptance Limits ( dB )
Auto	94.0	94.0	0.0	±1.1

**9. Tone burst response**

Time Weighting	Tone burst duration, Tb ( ms )	Cycle	Anticipated Value ( dB )	Measured Value ( dB )	Deviated Value ( dB )	Acceptance Limits ( dB )
Fast	0.25	1	108.0	107.9	-0.1	1.5 ; -5.0
	2	8	117.0	117.0	0.0	1.0 ; -2.5
	200	800	134.0	134.1	0.1	±1.0
Slow	2	8	108.0	108.0	0.0	1.5 ; -5.0
	200	800	127.6	127.6	0.0	±1.0
SEL	0.25	1	99.0	98.9	-0.1	1.5 ; -5.0
	2	8	108.0	108.0	0.0	1.0 ; -2.5
	200	800	128.0	128.0	0.0	±1.0

**10. Peak C sound level**

Number of cycle in test signal	Anticipated Value ( dB )	Measured Value, Lcpeak ( dB )	Deviated Value ( dB )	Acceptance Limits ( dB )
Continuous	133.0	133.0	0.0	-
One	136.4	136.3	-0.1	±3.0

Number of cycle in test signal	Anticipated Value ( dB )	Measured Value ( dB )	Deviated Value ( dB )	Acceptance Limits ( dB )
Continuous	133.0	133.0	0.0	-
Positive half cycle	135.4	135.2	-0.2	±2.0
Negative half cycle	135.4	135.2	-0.2	±2.0



Continuation of Calibration Certificate

**Cert. No. : ACL22195**

**Job No. : VC65AC0081**

**Pages : 8 of 8**

**11. Overload indication**

Measured value ( dB )		Deviated Value ( dB )	Acceptance Limits ( dB )
Positive one-half cycle	Negative one-half cycle		
89.5	89.6	0.1	±1.5

**12. High level stability**

Frequency Weighting	SLM Display at initial ( dB )	SLM Display at final ( dB )	Deviated Value ( dB )	Acceptance Limits ( dB )
A - weight	137.0	137.0	0.0	±0.3

The reported uncertainty is based on a standard uncertainty multiplied by coverage factor  $k = 2$  or any value following calculation, providing a level of confidence of approximately 95 %

**End of Calibration Certificate**

# SITHIPORN ASSOCIATES CO.,LTD. CALIBRATION LABORATORY



451-451/1 Sirinthorn Rd., Bangbunru, Bangplud Bangkok 10700 THAILAND.  
Tel.0-2435-8800 Fax.0-2433-1679 e-mail:cal-center@sithiphorn.com http://www.sithiphorn.com

NSC-TISI-TIS 17025  
CALIBRATION 0394

Cert. No. : ACL22026

Pages : 1 of 8

## Calibration Certificate

**Equipment :** SOUND LEVEL METER  
**Manufacturer :** RION  
**Model :** NL-42/ Microphone UC-52 / Preamplifier NH-24  
**Serial No.:** 00900071 / 188464 / 01733  
**ID No.:** RYG\_FS0492

**Condition As Found :** GOOD

**Customer :** ALS LABORATORY GROUP (THAILAND) CO., LTD.  
104 PHATTHANAKAN 40, PHATTHANAKAN ROAD,  
KHWANG PHATTHANAKAN, KHET SUAN LUANG,  
BANGKOK, 10250 THAILAND.

**Location :** -  
**Ambient Temperature :** ( 23.0  $\pm$  3 ) °C  
**Pressure :** ( 101.3  $\pm$  3 ) kPa  
**Relative Humidity :** ( 50.0  $\pm$  20 ) %

**Received Date :** 05 JANUARY 2022  
**Calibration Date :** 10-12 JANUARY 2022  
**Date of Issue :** 13 JANUARY 2022

REVIEW BY	<i>Marathon P.</i>
APPROVED BY	<i>[Signature]</i>
NEXT CAL. DATE	10/1/23

**Calibrated by :** Nathakorn Pisutpaisan

**Approved by :**

*T. Petchurai*  
( Thanakul Petchurai )

This certificate is issued in accordance with the requirements of ISO/IEC 17025 standard, may not be reproduced other than in full, except with the prior written approval of the head of Calibration Laboratory.



## Continuation of Calibration Certificate

Cert. No. : ACL22026

Job No. : VC65AC0040

Pages : 2 of 8

Calibration Procedure : CP-AC-01

**Calibration Method :**

This equipment was calibrated by based on IEC-61672-3 (2013) Standard for sound level meter (SLM).

The SLM had tests to Acoustical and Electrical signal tests of frequency weighting with Anechoic chamber and Reference Standard Instruments.

For tests results of each items were made by observation of each Instruments display and also with SLM's display.

**Condition of this result of calibration :**

## 1. Reference Standard Instruments :

<u>Instrument</u>	<u>Model</u>	<u>Serial No.</u>	<u>Cert. No.</u>	<u>Due Date</u>
Waveform Generator	33210A	MY48017076	EF-0012-21	10-Feb-22
Waveform Generator	33511B	MY52302742	EF-0011-21	10-Feb-22
Digital Multimeter	33461A	MY53220104	EEL.BP. 05/0264	10-Feb-22
Digital Multimeter	33461A	MY53220076	EEL.BP. 03/0264	08-Feb-22
Digital Multimeter	34461A	MY60024273	1-15180725251-1	15-Sep-22
Programmable Attenuator	MAT-1070	62100114	1500-07774E	08-Mar-22
Condenser Microphone	4180	2977900	AA-1008-21	05-Feb-22
Measuring Amplifier	NA-42KAI	34560495	AA-3003-21	16-Feb-22

2. This result of calibration was found accurate as shown on date and place of calibration for this calibrated item only.

3. This certificate is traceable to the international system of unit maintained at :

3.1 National Institute of Metrology (Thailand).

3.2 Thailand Institute of Scientific and Technological Research (TISTR).

Continuation of Calibration Certificate

**Cert. No. : ACL22026**

**Job No. : VC65AC0040**

**Pages : 3 of 8**

**Summary of Measurement Result :**

Parameter	Pass	Fail	Uncertainty (dB)	Maximum-permitted uncertainty of measurement (dB)
1. Absolute sensitivity	✓	-	0.2	N/A
2. Self-generated noise	✓	-	0.2	N/A
3. Acoustical signal tests of frequency weightings				
125 Hz	✓	-	0.3	0.6
1000 Hz	✓	-	0.3	0.6
8000 Hz	✓	-	0.3	0.7
4. Electrical signal tests of frequency weightings				
For 10 Hz to 4 kHz	✓	-	0.3	0.6
For > 4 kHz to 10 kHz	✓	-	0.3	0.7
For > 10 kHz to 20 kHz	-	-	-	1.0
5. Frequency and time weightings at 1 kHz	✓	-	0.2	0.2
6. Long - term stability	✓	-	0.1	0.1
7. Level linearity on the reference level range	✓	-	0.2	0.3
8. Level linearity including the level range control	✓	-	0.2	0.3
9. Tone burst response	✓	-	0.2	0.3
10. Peak C sound level	✓	-	0.2	0.35
11. Overload indication	✓	-	0.2	0.25
12. High level stability	✓	-	0.1	0.1



## Continuation of Calibration Certificate

Cert. No. : ACL22026

Job No. : VC65AC0040

Pages : 4 of 8

**Result of calibration :****1. Absolute sensitivity**

Reference Acoustic Signal ( dB )	Measured Value ( dB )	Deviation ( dB )	Acceptance Limit ( dB )
93.9 (93.96)	93.9	0.0	±0.3

**2. Self-generated noise**

## 2.1 Normal test

Measured Value ( dB )
14.8

2.2 The microphone of the sound level meter was replaced by electrical signal input device.

Frequency Weighting	Measured value ( dB )
A - weight	11.6
C - weight	17.8
Flat	23.6

**3. Acoustical signal tests of frequency weightings**

Meter free-field acoustic response at a level of 84 dB

Frequency ( Hz )	Deviation from various frequency weighting response curve (dB)			Acceptance Limits
	Flat	C-weight	A-weight	
125	0.2	0.2	0.2	± 1.5
1000	-0.1	-0.1	-0.1	± 1.0
8000	0.2	0.3	0.3	±5.0

## Continuation of Calibration Certificate

Cert. No. : ACL22026

Job No. : VC65AC0040

Pages : 5 of 8

## 4. Electrical signal tests of frequency weightings

Weighting network response with relative to 1 kHz.

Frequency ( Hz )	Deviation from various frequency weighting response curve (dB)			
	Flat	C-weight	A-weight	Acceptance Limits
63	0.0	0.0	-0.1	±2.0
125	0.0	0.0	0.0	±1.5
250	0.0	0.0	0.0	±1.5
500	0.0	0.1	0.0	±1.5
1000	0.0	0.0	0.0	±1.0
2000	0.0	0.1	0.0	±2.0
4000	0.0	0.0	0.0	±3.0
8000	0.0	0.1	0.1	±5.0

## 5. Frequency and time weightings at 1 kHz

## 5.1 Frequency weightings at 1 kHz

Frequency Weighting	Measured Value ( dB )	Deviated Value ( dB )	Acceptance Limits ( dB )
A - weight	94.0	0.0	-
C - weight	94.0	0.0	± 0.2
Flat	94.0	0.0	± 0.2

## 5.2 Time weighting at 1 kHz

Frequency Weighting	Measured Value ( dB )	Deviated Value ( dB )	Acceptance Limits ( dB )
Fast	94.0	0.0	-
Slow	94.0	0.0	± 0.1
Leq	94.0	0.0	± 0.1

## 6. Long - term stability

Frequency Weighting	SLM Display at initial ( dB )	SLM Display at final ( dB )	Deviated Value ( dB )	Acceptance Limits ( dB )
A - weight	94.0	94.0	0.0	± 0.3



Continuation of Calibration Certificate

Cert. No. : ACL22026  
Job No. : VC65AC0040  
Pages : 6 of 8

7. Level linearity on the reference level range

Anticipated Value ( dB )	Measured Value ( dB )	Deviated Value ( dB )	Acceptance Limits ( dB )
137.0	137.0	0.0	± 1.1
136.0	136.0	0.0	± 1.1
135.0	135.0	0.0	± 1.1
134.0	134.0	0.0	± 1.1
133.0	133.0	0.0	± 1.1
132.0	132.0	0.0	± 1.1
131.0	131.0	0.0	± 1.1
129.0	129.0	0.0	± 1.1
124.0	124.0	0.0	± 1.1
119.0	119.0	0.0	± 1.1
114.0	114.0	0.0	± 1.1
109.0	109.0	0.0	± 1.1
104.0	104.0	0.0	± 1.1
99.0	99.0	0.0	± 1.1
94.0	94.0	0.0	± 1.1
89.0	89.0	0.0	± 1.1
84.0	84.0	0.0	± 1.1
79.0	79.0	0.0	± 1.1
74.0	74.0	0.0	± 1.1
69.0	69.0	0.0	± 1.1
64.0	64.0	0.0	± 1.1
59.0	59.0	0.0	± 1.1
54.0	54.0	0.0	± 1.1
49.0	49.0	0.0	± 1.1
44.0	44.0	0.0	± 1.1
39.0	38.9	-0.1	± 1.1
34.0	33.9	-0.1	± 1.1
30.0	29.9	-0.1	± 1.1
29.0	28.9	-0.1	± 1.1
28.0	27.9	-0.1	± 1.1
27.0	26.8	-0.2	± 1.1
26.0	25.9	-0.1	± 1.1
25.0	24.9	-0.1	± 1.1

Continuation of Calibration Certificate

Cert. No. : ACL22026

Job No. : VC65AC0040

Pages : 7 of 8

**8. Level linearity including the level range control**

Range	Anticipated Value ( dB )	Measured Value ( dB )	Deviated Value ( dB )	Acceptance Limits ( dB )
Auto	94.0	94.0	0.0	±1.1

**9. Tone burst response**

Time Weighting	Tone burst duration, Tb ( ms )	Cycle	Anticipated Value ( dB )	Measured Value ( dB )	Deviated Value ( dB )	Acceptance Limits ( dB )
Fast	0.25	1	108.0	107.9	-0.1	1.5 ; -5.0
	2	8	117.0	117.0	0.0	1.0 ; -2.5
	200	800	134.0	134.1	0.1	±1.0
Slow	2	8	108.0	108.0	0.0	1.5 ; -5.0
	200	800	127.6	127.6	0.0	±1.0
SEL	0.25	1	99.0	98.9	-0.1	1.5 ; -5.0
	2	8	108.0	108.0	0.0	1.0 ; -2.5
	200	800	128.0	128.0	0.0	±1.0

**10. Peak C sound level**

Number of cycle in test signal	Anticipated Value ( dB )	Measured Value, Lcpeak ( dB )	Deviated Value ( dB )	Acceptance Limits ( dB )
Continuous	133.0	133.0	0.0	-
One	136.4	136.2	-0.2	±3.0

Number of cycle in test signal	Anticipated Value ( dB )	Measured Value ( dB )	Deviated Value ( dB )	Acceptance Limits ( dB )
Continuous	133.0	133.1	0.1	-
Positive half cycle	135.4	135.2	-0.2	±2.0
Negative half cycle	135.4	135.2	-0.2	±2.0



## Continuation of Calibration Certificate

Cert. No. : ACL22026

Job No. : VC65AC0040

Pages : 8 of 8

## 11. Overload indication

Measured value ( dB )		Deviated Value ( dB )	Acceptance Limits ( dB )
Positive one-half cycle	Negative one-half cycle		
89.6	89.5	-0.1	±1.5

## 12. High level stability

Frequency Weighting	SLM Display at initial ( dB )	SLM Display at final ( dB )	Deviated Value ( dB )	Acceptance Limits ( dB )
A - weight	137.0	137.0	0.0	±0.3

The reported uncertainty is based on a standard uncertainty multiplied by coverage factor  $k = 2$   
or any value following calculation, providing a level of confidence of approximately 95 %

End of Calibration Certificate

# SITHIPHORN ASSOCIATES CO.,LTD. CALIBRATION LABORATORY

451-451/1 Sirinthorn Rd.,Bangbumru, Bangplud Bangkok 10700 THAILAND.  
Tel.0-2435-8800 Fax.0-2433-1679 e-mail:cal-center@sithiphorn.com http://www.sithiphorn.com



Cert. No. : ACL22024

Pages : 1 of 8

## Calibration Certificate

**Equipment :** SOUND LEVEL METER  
**Manufacturer :** RION  
**Model :** NL-42/ Microphone UC-52 / Preamplifier NH-24  
**Serial No.:** 00709746 / 187332 / 01297  
**ID No.:** RYG\_FS0491

**Condition As Found :** GOOD

**Customer :** ALS LABORATORY GROUP (THAILAND) CO., LTD.  
104 PHATTHANAKAN 40, PHATTHANAKAN ROAD,  
KHWANG PHATTHANAKAN, KHET SUAN LUANG,  
BANGKOK, 10250 THAILAND.

**Location :** -  
**Ambient Temperature :** ( 23.0  $\pm$  3 ) °C  
**Pressure :** ( 101.3  $\pm$  3 ) kPa  
**Relative Humidity :** ( 50.0  $\pm$  20 ) %

**Received Date :** 05 JANUARY 2022  
**Calibration Date :** 10-12 JANUARY 2022  
**Date of Issue :** 13 JANUARY 2022

VIEW BY	<i>Nathakorn P.</i>
APPROVED BY	<i>[Signature]</i>
NEXT CAL. DATE	10/1/23

**Calibrated by :** Nathakorn Pisutpaisan

**Approved by :**

*[Signature]*  
( Thanakul Petchurai )

This certificate is issued in accordance with the requirements of ISO/IEC 17025 standard, may not be reproduced other than in full, except with the prior written approval of the head of Calibration Laboratory.



## Continuation of Calibration Certificate

Cert. No. : ACL22024

Job No. : VC65AC0040

Pages : 2 of 8

Calibration Procedure : CP-AC-01

**Calibration Method :**

This equipment was calibrated by based on IEC-61672-3 (2013) Standard for sound level meter (SLM).

The SLM had tests to Acoustical and Electrical signal tests of frequency weighting with Anechoic chamber and Reference Standard Instruments.

For tests results of each items were made by observation of each Instruments display and also with SLM's display.

**Condition of this result of calibration :**

## 1. Reference Standard Instruments :

<u>Instrument</u>	<u>Model</u>	<u>Serial No.</u>	<u>Cert. No.</u>	<u>Due Date</u>
Waveform Generator	33210A	MY48017076	EF-0012-21	10-Feb-22
Waveform Generator	33511B	MY52302742	EF-0011-21	10-Feb-22
Digital Multimeter	33461A	MY53220104	EEL.BP. 05/0264	10-Feb-22
Digital Multimeter	33461A	MY53220076	EEL.BP. 03/0264	08-Feb-22
Digital Multimeter	34461A	MY60024273	1-15180725251-1	15-Sep-22
Programmable Attenuator	MAT-1070	62100114	1500-07774E	08-Mar-22
Condenser Microphone	4180	2977900	AA-1008-21	05-Feb-22
Measuring Amplifier	NA-42KAI	34560495	AA-3003-21	16-Feb-22

2. This result of calibration was found accurate as shown on date and place of calibration for this calibrated item only.

3. This certificate is traceable to the international system of unit maintained at :

3.1 National Institute of Metrology (Thailand).

3.2 Thailand Institute of Scientific and Technological Research (TISTR).

Continuation of Calibration Certificate

**Cert. No. : ACL22024**

**Job No. : VC65AC0040**

**Pages : 3 of 8**

**Summary of Measurement Result :**

Parameter	Pass	Fail	Uncertainty (dB)	Maximum-permitted uncertainty of measurement (dB)
1. Absolute sensitivity	✓	-	0.2	N/A
2. Self-generated noise	✓	-	0.2	N/A
3. Acoustical signal tests of frequency weightings				
125 Hz	✓	-	0.3	0.6
1000 Hz	✓	-	0.3	0.6
8000 Hz	✓	-	0.3	0.7
4. Electrical signal tests of frequency weightings				
For 10 Hz to 4 kHz	✓	-	0.3	0.6
For > 4 kHz to 10 kHz	✓	-	0.3	0.7
For > 10 kHz to 20 kHz	-	-	-	1.0
5. Frequency and time weightings at 1 kHz	✓	-	0.2	0.2
6. Long - term stability	✓	-	0.1	0.1
7. Level linearity on the reference level range	✓	-	0.2	0.3
8. Level linearity including the level range control	✓	-	0.2	0.3
9. Tone burst response	✓	-	0.2	0.3
10. Peak C sound level	✓	-	0.2	0.35
11. Overload indication	✓	-	0.2	0.25
12. High level stability	✓	-	0.1	0.1



## Continuation of Calibration Certificate

Cert. No. : ACL22024

Job No. : VC65AC0040

Pages : 4 of 8

**Result of calibration :****1. Absolute sensitivity**

Reference Acoustic Signal ( dB )	Measured Value ( dB )	Deviation ( dB )	Acceptance Limit ( dB )
93.9 (93.96)	93.9	0.0	±0.3

**2. Self-generated noise**

## 2.1 Normal test

Measured Value ( dB )
15.1

2.2 The microphone of the sound level meter was replaced by electrical signal input device.

Frequency Weighting	Measured value ( dB )
A - weight	13.4
C - weight	19.8
Flat	25.2

**3. Acoustical signal tests of frequency weightings**

Meter free-field acoustic response at a level of 84 dB

Frequency ( Hz )	Deviation from various frequency weighting response curve (dB)			Acceptance Limits
	Flat	C-weight	A-weight	
125	0.1	0.1	0.1	± 1.5
1000	0.0	0.0	0.0	± 1.0
8000	1.1	1.2	1.2	±5.0

## Continuation of Calibration Certificate

Cert. No. : ACL22024

Job No. : VC65AC0040

Pages : 5 of 8

## 4. Electrical signal tests of frequency weightings

Weighting network response with relative to 1 kHz.

Frequency ( Hz )	Deviation from various frequency weighting response curve (dB)			
	Flat	C-weight	A-weight	Acceptance Limits
63	-0.1	0.0	-0.1	±2.0
125	0.0	0.0	0.0	±1.5
250	0.0	0.0	0.0	±1.5
500	0.0	0.1	0.0	±1.5
1000	0.0	0.0	0.0	±1.0
2000	0.0	0.1	0.0	±2.0
4000	0.0	0.0	0.0	±3.0
8000	0.0	0.1	0.1	±5.0

## 5. Frequency and time weightings at 1 kHz

## 5.1 Frequency weightings at 1 kHz

Frequency Weighting	Measured Value ( dB )	Deviated Value ( dB )	Acceptance Limits ( dB )
A - weight	94.0	0.0	-
C - weight	94.0	0.0	± 0.2
Flat	94.0	0.0	± 0.2

## 5.2 Time weighting at 1 kHz

Frequency Weighting	Measured Value ( dB )	Deviated Value ( dB )	Acceptance Limits ( dB )
Fast	94.0	0.0	-
Slow	94.0	0.0	± 0.1
Leq	94.0	0.0	± 0.1

## 6. Long - term stability

Frequency Weighting	SLM Display at initial ( dB )	SLM Display at final ( dB )	Deviated Value ( dB )	Acceptance Limits ( dB )
A - weight	94.0	94.0	0.0	± 0.3



## Continuation of Calibration Certificate

Cert. No. : ACL22024

Job No. : VC65AC0040

Pages : 6 of 8

## 7. Level linearity on the reference level range

Anticipated Value ( dB )	Measured Value ( dB )	Deviated Value ( dB )	Acceptance Limits ( dB )
137.0	137.0	0.0	$\pm 1.1$
136.0	136.0	0.0	$\pm 1.1$
135.0	135.0	0.0	$\pm 1.1$
134.0	134.0	0.0	$\pm 1.1$
133.0	133.0	0.0	$\pm 1.1$
132.0	132.0	0.0	$\pm 1.1$
131.0	131.0	0.0	$\pm 1.1$
129.0	129.0	0.0	$\pm 1.1$
124.0	124.0	0.0	$\pm 1.1$
119.0	119.0	0.0	$\pm 1.1$
114.0	114.0	0.0	$\pm 1.1$
109.0	109.0	0.0	$\pm 1.1$
104.0	104.0	0.0	$\pm 1.1$
99.0	99.0	0.0	$\pm 1.1$
94.0	94.0	0.0	$\pm 1.1$
89.0	89.0	0.0	$\pm 1.1$
84.0	84.0	0.0	$\pm 1.1$
79.0	79.0	0.0	$\pm 1.1$
74.0	74.0	0.0	$\pm 1.1$
69.0	69.0	0.0	$\pm 1.1$
64.0	64.0	0.0	$\pm 1.1$
59.0	59.0	0.0	$\pm 1.1$
54.0	54.0	0.0	$\pm 1.1$
49.0	49.0	0.0	$\pm 1.1$
44.0	44.0	0.0	$\pm 1.1$
39.0	39.0	0.0	$\pm 1.1$
34.0	34.0	0.0	$\pm 1.1$
30.0	30.0	0.0	$\pm 1.1$
29.0	29.0	0.0	$\pm 1.1$
28.0	28.0	0.0	$\pm 1.1$
27.0	27.1	0.1	$\pm 1.1$
26.0	26.1	0.1	$\pm 1.1$
25.0	25.1	0.1	$\pm 1.1$

Continuation of Calibration Certificate

Cert. No. : ACL22024

Job No. : VC65AC0040

Pages : 7 of 8

**8. Level linearity including the level range control**

Range	Anticipated Value ( dB )	Measured Value ( dB )	Deviated Value ( dB )	Acceptance Limits ( dB )
Auto	94.0	94.0	0.0	±1.1

**9. Tone burst response**

Time Weighting	Tone burst duration, Tb ( ms )	Cycle	Anticipated Value ( dB )	Measured Value ( dB )	Deviated Value ( dB )	Acceptance Limits ( dB )
Fast	0.25	1	108.0	108.0	0.0	1.5 ; -5.0
	2	8	117.0	117.0	0.0	1.0 ; -2.5
	200	800	134.0	134.1	0.1	±1.0
Slow	2	8	108.0	108.0	0.0	1.5 ; -5.0
	200	800	127.6	127.6	0.0	±1.0
SEL	0.25	1	99.0	98.9	-0.1	1.5 ; -5.0
	2	8	108.0	108.0	0.0	1.0 ; -2.5
	200	800	128.0	128.1	0.1	±1.0

**10. Peak C sound level**

Number of cycle in test signal	Anticipated Value ( dB )	Measured Value, Lcpeak ( dB )	Deviated Value ( dB )	Acceptance Limits ( dB )
Continuous	133.0	133.0	0.0	-
One	136.4	135.5	-0.9	±3.0

Number of cycle in test signal	Anticipated Value ( dB )	Measured Value ( dB )	Deviated Value ( dB )	Acceptance Limits ( dB )
Continuous	133.0	133.1	0.1	-
Positive half cycle	135.4	135.2	-0.2	±2.0
Negative half cycle	135.4	135.2	-0.2	±2.0



## Continuation of Calibration Certificate

Cert. No. : ACL22024

Job No. : VC65AC0040

Pages : 8 of 8

## 11. Overload indication

Measured value ( dB )		Deviated Value ( dB )	Acceptance Limits ( dB )
Positive one-half cycle	Negative one-half cycle		
89.6	89.6	0.0	±1.5

## 12. High level stability

Frequency Weighting	SLM Display at initial ( dB )	SLM Display at final ( dB )	Deviated Value ( dB )	Acceptance Limits ( dB )
A - weight	137.0	136.9	0.1	±0.3


The reported uncertainty is based on a standard uncertainty multiplied by coverage factor  $k = 2$  or any value following calculation, providing a level of confidence of approximately 95 %

End of Calibration Certificate

# CERTIFICATE OF CALIBRATION

ISSUED BY Cirrus Research plc

DATE OF ISSUE 02/12/21 CERTIFICATE NUMBER 166913



Cirrus Research plc  
Acoustic House  
Bridlington Road  
Hunmanby  
North Yorkshire  
YO14 0PH  
United Kingdom

Page 1 of 1

Test engineer:  
Rebecca Thomas  
Electronically signed:

## doseBadge Reader

### Instrument

Manufacturer: Cirrus Research plc  
Model Number: RC:110A

Serial Number: 76062  
Notes:


### Calibration Procedure

The tests were carried out in accordance with the requirements of IEC 60942:2003 where applicable.

Date of Calibration: 01 December 2021

### Functionality Results

Function	Result
Keypad	Pass
Battery Power	Pass
Display	Pass
Communication	Pass
2 way IR link	Pass
Clock	Pass



### Calibration Results

	Level (dB)	Frequency (Hz)	Distortion (% THD + Noise)
Initial	114.20	1000.9	0.35
Adjusted	113.99	1000.9	0.34
Uncertainty	± 0.11	± 0.14	± 0.10
Tolerances	± 0.60	± 2.00	± 4.00

### Environmental Conditions

Pressure: 98.75 kPa  
Temperature: 22.4 °C  
Humidity: 43.9 %

### Notes

This certificate provides traceability of measurement to the SI system of units and/or to units of measurement realised at the National Physical Laboratory or other recognised national metrology institutes. This certificate may not be reproduced other than in full, except with the prior written approval of the issuing laboratory. The results within this certificate relate only to the items calibrated. The reported expanded uncertainty is based on a standard uncertainty multiplied by a coverage factor k=2, providing a coverage probability of approximately 95%.





TECHNOLOGY PROMOTION ASSOCIATION (THAILAND-JAPAN)  
CORPORATE SERVICES 3: EQUIPMENT CALIBRATION AND TESTING SERVICES  
534/4 PATTANAKARN ROAD SOI 18, SUANLUANG, SUANLUANG BANGKOK 10250  
TEL. 0-2717-3000-27 FAX. 0-2719-9484



Cert.No.: 22CH405  
Page.: 1 of 3

## Certificate of Calibration

Equipment :	pH Meter
Manufacturer :	Mettler Toledo
Model :	Seven Compact S220
Serial No. :	C104059460
ID No. :	RYG_EN0183
Condition As-Received:	Used Item
Received Date :	16 March 2022
Calibration Date :	17 March 2022
Reference :	2203-0611DSC-4
Submitted by :	ALS Laboratory Group (Thailand) Co.,Ltd. Rayong Branch 616/10 Moo 5 T.Maenam Khu, A.Pluakdaeng, Rayong 21140, Thailand
Ambient Temperature :	(25 ± 2.5) °C
Relative Humidity :	(50 ± 15) %
Calibration Procedure :	In - house method : - CP-CH5 by direct measurement with standard voltage calibrator and direct measurement with certified reference material (CRM) - CP-CH8 by comparison with standard thermometer

REVIEW BY	<i>N. Banerji</i>
APPROVED BY	<i>D. J.</i>
NEXT CAL. DATE	17/3/23

Calibrated by : Warakorn Lerngatrakul

Approved by :

*Malee*

Approved Signatory

- (☒) Malee Butkruea  
( ) Saithip Meangmai  
( ) Warakorn Lerngatrakul

Issue Date : 22 March 2022

The Uncertainties are for a confidence probability of approximately 95%

This certificate may not be reproduced other than in full, except with the prior written  
Approval of the head of Corporate Services 3 : Equipment Calibration and Testing Services.

A 0037307



Cert.No.: 22CH405

Page.: 2 of 3

**Condition of this calibration result**

1. Reference Standard Instrument : -

<u>Instrument</u>	<u>Serial No.</u>	<u>ID No.</u>	<u>Cert. No.</u>	<u>Due Date</u>
1) Document Process Calibrator	54030049	130RC116	21E2682	25 Aug 2022
2) Ref. Standard Thermometer	4982054	110RC044	21I1201	26 Oct 2022

This certification is traceable to the International System of Unit maintained at:-

- Traceable to National Institute of Metrology (Thailand), NIMT

2. Certified Reference Materials : The measurement results are traceable to SI through CPA chem Ltd.,  
ANSI-ASQ National Accreditation Board, Accredited No. AR-1835

<u>Buffer Solution</u>	<u>Manufacturer</u>	<u>Lot No.</u>	<u>Exp. date</u>
pH 4.008	CPA chem	788995	01 Jan 2024
pH 6.982	CPA chem	761017	02 Aug 2022
pH 10.015	CPA chem	766824	04 Sep 2022

3. This certificate is valid only to the item calibrated on date and place of calibration.

**Calibration Results**

**Function : mV Measurement**

**Performing standard curve by Fluke at pH (4,7,10)**

Unit Under Calibration	Nominal Value	Standard Voltage Input	Actual Reading		Uncertainty of Measurement ( ±mV )	Coverage factor <i>k</i>
	pH	mV	mV	pH		
pH Meter S/N.: C104059460	4.000	177.48	177.4	4.000	0.058	2.00
	7.000	0.00	-0.1	7.000	0.058	2.00
	10.000	-177.48	-177.5	10.000	0.058	2.00

*Malu.*





Cert.No.: 22CH405

Page.: 3 of 3

**Calibration Results****Function : pH Measurement**

Performing three buffers standard curve by using buffer nominal pH (4,7,10)

Unit Under Calibration	Standard pH Buffer Solution	Actual pH Reading	Actual mV Reading ( mV )	Uncertainty of pH measurement ( $\pm$ )	Coverage factor $k$
pH Electrode S/N.: 1453404	4.008	4.010	177.7	0.0046	2.00
	6.982	6.988	3.6	0.0084	2.00
	10.015	10.010	-172.9	0.0073	2.05

**Function : Temperature Measurement****( \* ) Without adjustment**

This equipment was connected with Temperature Probe;

- Model : InLab Expert Pro-ISM

- Serial No. : 1453404

Dimension of probe;

- Length : 120 mm.

- Diameter : 12 mm.

- Immersion Depth : 100 mm.

Calibration Point ( $^{\circ}\text{C}$ )	Standard Temperature ( $^{\circ}\text{C}$ )	UUC* Reading ( $^{\circ}\text{C}$ )	Error ( $^{\circ}\text{C}$ )	Uncertainty of measurement ( $\pm$ $^{\circ}\text{C}$ )	Coverage factor $k$
25.0	25.002	24.9	-0.102	0.13	2.00

**Remark : - UUC\* = Unit Under Calibration**

The reported uncertainty of measurement was based on a standard uncertainty multiplied by a coverage factor  $k$ , providing a level of confidence of approximately 95 %.

-o0o-

Maku.



TECHNOLOGY PROMOTION ASSOCIATION (THAILAND-JAPAN)  
CORPORATE SERVICES 3: EQUIPMENT CALIBRATION AND TESTING SERVICES  
534/4 PATTANAKARN ROAD SOI 18, SUANLUANG, SUANLUANG, BANGKOK 10250  
TEL. 0-2717-3000-24 FAX. 0-2719-9484



## Certificate of Calibration

Certificate No. : 22E986

Page : 1 of 2

Equipment : pH Meter  
Manufacturer: Mettler Toledo  
Model : SevenCompact S220  
Serial No.: C104059460  
ID No.: RYG\_EN0183

This certificate may not be reproduced other than in full,  
except with the prior written approval of the head of  
Corporate Services 3: Equipment Calibration and Testing Services.

Condition As-Received: Used Item  
Received Date: 16 March 2022  
Calibration Date: 21 March 2022

Reference: 2203-0611DSC  
Ambient Temperature: ( 23 ± 2 ) °C  
Relative Humidity: ( 50 ± 10 ) %

Submitted by: ALS Laboratory Group (Thailand) Co.,Ltd. Rayong Branch  
616/10 Moo 5 T.Maenam Khu, A.Pluakdaeng, Rayong  
21140, Thailand

Procedure used: Calibration were conducted using in-house calibration Procedure CP-E17 According to direct measurement method with Multi-Product Calibrator.

### Condition of this result of calibration

1.Reference standards instruments :


<u>Instrument</u>	<u>Model</u>	<u>Serial No.</u>	<u>Certificate No.</u>	<u>Due Date</u>
1) Multi-Product Calibrator	5500A	6440007	21E1444	07 May 2022

2.This result of calibration was made on requested at the point specified by customer.

3.The certificate is valid only to the item calibrated on date and place of calibration.

4.This Certification is traceable to the International System of Unit maintained at:-

-National Institute of Metrology Thailand (NIMT)



Calibrated by : Pongsagorn Boonyaporn  
Issue Date : 22 March 2022

Approved Signatory :

☒ Phalinee Prabpaipal  
☐ Nuntawat Khamchai  
☐ Pornthippa Tameyakul

B 0284414





Cert. No.: 22E986

Page.: 2 of 2

**Result of calibration :-** (\*) Without adjustment ( ) After adjustment

<b>Function:</b>	DC voltage measurement		<b>Range:</b>	2000	mV
	<b><u>Standard Value</u></b>	<b><u>UUC* Reading</u></b>	<b><u>Error</u></b>	<b><u>Uncertainty</u></b>	
	( mV )	( mV )	( mV )	( $\pm \mu V$ )	
	-200.0000	-200.0	0.0	72	
	-150.0000	-150.0	0.0	69	
	-100.0000	-100.0	0.0	65	
	-50.0000	-50.0	0.0	62	
	0.0000	0.0	0.0	58	
	50.0000	50.0	0.0	62	
	100.0000	100.0	0.0	65	
	150.0000	150.0	0.0	69	
	200.0000	200.0	0.0	72	

The reported uncertainty of measurement was based on a standard uncertainty multiplied by a coverage factor  $k = 2$ , providing a level of confidence of approximately 95 %

\*UUC= Unit Under Calibration.

-o0o-

a 1101070



TECHNOLOGY PROMOTION ASSOCIATION (THAILAND-JAPAN)  
CORPORATE SERVICES 3 : EQUIPMENT CALIBRATION AND TESTING SERVICES


534/4 PATTANAKARN ROAD SOI 18, SUANLUANG, SUANLUANG BANGKOK 10250

TEL. 0-2717-3000 FAX. 0-2719-9484

Cert.No.: 22TW34

Page.: 1 of 2

## Certificate of Testing

Equipment :	DO Meter
Manufacturer :	YSI
Model :	5000-115V
Serial No. :	15E102796
ID No. :	RYG_EN0032
Received Date :	11 February 2022
Test Date :	14 February 2022
Reference :	2202-0404DSC-4
Submitted by :	ALS Laboratory Group (Thailand) Co.,Ltd. (Rayong Branch) 616/10 Moo 5 T.Maenam Khu, A.Pluakdaeng, Rayong 21140, Thailand
Laboratory Condition :	Temperature ( $25 \pm 5$ ) °C Humidity ( $50 \pm 20$ ) %
Test Procedure :	In - house method : CP-CH9 by Comparison Technique with Azide Modification Method
Tested by :	Walalak Sirithean
Approved by :	 Approved Signatory
( ) Malee Butkruea	
( <input checked="" type="checkbox"/> ) Saithip Meangmai	
( ) Warakorn Lernagatrakul	
Issue Date :	18 February 2022

REVIEW BY	<u>N. Bannit</u>
APPROVED BY	<u>D. Chai</u>
NEXT CAL. DATE	<u>15/8/23</u>





Cert.No.: 22TW34

Page.: 2 of 2

**Result :** Dissolved Oxygen Meter Adjustment With Air 100 %

Dissolved Oxygen Probe No.: 15E100464

Titration Method (Azide Modification Method) (mg/L)	DO Meter Reading (mg/L)	Standard Deviation (mg/L)
8.02	8.02	0.0084

This report was certified only for the instrument we tested. It is allowable to use for study the system efficiency, The environmental impact control and present to organization it may concerned Intend to use for advertising and referral purpose is prohibited. This report may not be reproduced other in full, without written approval of the laboratory

-o0o-

Saithip

a 1094744



TECHNOLOGY PROMOTION ASSOCIATION (THAILAND-JAPAN)  
CORPORATE SERVICES 3: EQUIPMENT CALIBRATION AND TESTING SERVICES  
534/4 PATTANAKARN ROAD SOI 18, SUANLUANG, SUANLUANG BANGKOK 10250  
TEL. 0-2717-3000-27 FAX. 0-2719-9484



Cert. No.: 22LM12

Page.: 1 of 2

## Certificate of Calibration

**Equipment :** DO Meter with Sensor

**Manufacturer :** YSI

**Model :** 5000-115V

**Serial No. :** 15E102796

**ID No. :** RYG\_EN0032

**Submitted by :** ALS Laboratory Group (Thailand) Co.,Ltd. (Rayong Branch)  
616/10 Moo 5 T.Maenam Khu, A.Pluakdaeng,  
Rayong 21140, Thailand

**Location :** TPA On Site Calibration Laboratory

**Received Order :** 11 February 2022

**Calibrated Date :** 21 February 2022

**Ambient Temperature :** ( 26 ± 10 ) °C

**Relative Humidity :** ( 50 ± 30 ) %

**AC Line Voltage :** ( 220 ± 22 ) V

**Calibrated by :** Kunchit Promprat

**Approved by :** Malee Butkruea  
Approved Signatory

( ) Pornthippa Tameyakul  
( ✓ ) Malee Butkruea  
( ) Suwit Imjai

**Issue Date :** 21 February 2022

The Uncertainties are for a confidence probability of approximately 95%

This certificate may not be reproduced other than in full, except with the prior written  
Approval of the head of Corporate Services 3 : Equipment Calibration and Testing Services.

A 0038008





**Equipment :** DO Meter with Sensor

**Condition As-Received :** Used Item

**Reference :** 2202-0404DSC-5

**Cert. No.:** 22LM12

**Page.:** 2 of 2

**Procedure Used :-**

Calibration were conducted using in-house calibration procedure CP-OT01 according to comparison with Industrial Platinum Resistance Thermometer ( IPRT ) into Temperature Bath.

The temperature scale used was based on ITS-90.

**Condition of this result of calibration**

1. Reference standard instrument:-

<u>Instrument</u>	<u>Model</u>	<u>Serial No.</u>	<u>Cert. No.</u>	<u>Due Date</u>
1) Digital Thermometer	1523	2188080	2111273	22 Nov 2022

2. This certificate is valid only to the item calibrated on date and place of calibration.

3. This certification is traceable to the International System of Unit.

**Result of Calibration :-** ( \* ) Without Adjustment

**Function :** Temperature measurement.

This instrument was connected with temperature sensor, S/N.: 15E100464

<u>Calibration Point</u> ( °C )	<u>Immersion Depth</u> ( mm )	<u>Standard Temperature</u> ( °C )	<u>UUC* Reading</u> ( °C )	<u>Error</u> ( °C )	<u>Uncertainty</u> ( ± °C )	<u>Coverage Factor</u> <i>k</i>
20.00	45	20.001	19.88	-0.121	0.15	2.00

**UUC\* :** Unit Under Calibration

The reported uncertainty of measurement was based on a standard uncertainty multiplied by a coverage factor *k*, providing a level of confidence of approximately 95 %.

-o0o-

*Mahu*



TECHNOLOGY PROMOTION ASSOCIATION (THAILAND-JAPAN)  
CORPORATE SERVICES 3: EQUIPMENT CALIBRATION AND TESTING SERVICES  
534/4 PATTANAKARN ROAD SOI 18, SUANLUANG, SUANLUANG BANGKOK 10250  
TEL. 0-2717-3000-27 FAX. 0-2719-9484



Cert. No.: 22TM317

Page.: 1 of 3

## Certificate of Calibration

**Equipment :** Low Temp. Incubator

**Manufacturer :** Memmert

**Model :** IPP750

**Serial No. :** V818.0084

**ID No. :** RYG\_EN0154

**Submitted by :** ALS Laboratory Group (Thailand) Co.,Ltd.  
(Rayong Branch)  
616/10 Moo 5 T.Maenam Khu,  
A.Pluakdaeng, Rayong 21140, Thailand

**Location :** BOD Room

**Received Order :** 22 April 2022

**Calibration Date :** 22 April 2022

**Ambient Temperature :** ( 26 ± 10 ) °C

**Relative Humidity :** ( 50 ± 30 ) %

**Calibrated by :** Man Pattanapongpaiboon

REVIEW BY	<i>N. Banvit</i>
APPROVED BY	<i>D. [Signature]</i>
NEXT CAL. DATE	21/10/23

**Approved by :**

*Malee*

Approved Signatory

- ( ) Pornthippa Tameyakul  
( / ) Malee Butkruea  
( ) Suwit Imjai

**Issue Date :**

3 May 2022

The Uncertainties are for a confidence probability of approximately 95%

This certificate may not be reproduced other than in full, except with the prior written  
Approval of the head of Corporate Services 3 : Equipment Calibration and Testing Services.

A 0040735





Equipment : Low Temp. Incubator

Condition As-Received : Used Item

Reference : 2204-0146OC-1

Cert. No.: 22TM317

Page.: 2 of 3

**Procedure Used :-**

Calibration were conducted using calibration procedure CP-OT02 according to direct measurement

The temperature scale used was based on ITS-90.

**Condition of this result of calibration**

1. Reference standard instrument:-

Instrument	Model	Serial No.	Cert. No.	Due Date
1 ) Data Acquisition	34970A	MY44031769	21LM12	02 Sep 2022

2. This certificate is valid only to the item calibrated on date and place of calibration.

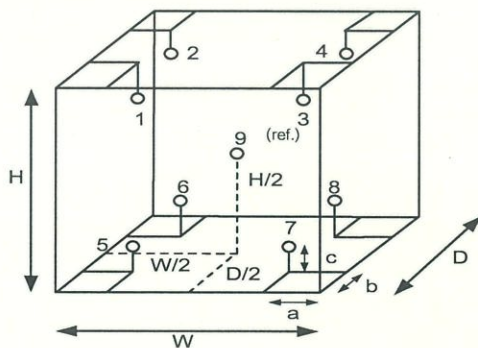
3. This certification is traceable to the International System of Unit.

**Result of Calibration :-** ( \* ) Without Adjustment

**Function of UUC\* :** Temperature Source

**Fresh air setting :** Close

Environment during calibration		
	Beginning	Finished
Temp. ( °C )	25	25
REL.Humid. ( % )	54	58
AC Supply ( Volt )	221	223



Position :	Ref. Std. ID No.:
1	9RTD-2/1
2	9RTD-2/2
3	9RTD-2/3
4	9RTD-2/4
5	9RTD-2/5
6	9RTD-2/6
7	9RTD-2/7
8	9RTD-2/8
9 (ref.)	9RTD-2/9

**Probe Installation Details :**

a = 10 cm  
b = 10 cm  
c = 10 cm

**Dimension of Chamber :**

D = 0.60 m  
W = 1.0 m  
H = 1.2 m  
Capacity = 0.75 m<sup>3</sup>

*Malu*



Equipment : Low Temp. Incubator  
Condition As-Received : Used Item  
Reference : 2204-0146OC-1  
Result of Calibration :- ( \* ) Without Adjustment  
Function of UUC\* : Temperature Source  
Fresh air setting : Close

Cert. No.: 22TM317

Page.: 3 of 3

Calibration Point ( °C )	UUC* Setting ( °C )	UUC* Reading ( °C )	Temperature stability ( ± °C )	Temperature uniformity ( °C )	Overall Variation ( °C )	Uncertainty ( ± °C )	Coverage Factor <i>k</i>
20.0	20.0	20.0	0.022	0.20	0.22	0.30	2

Calibration Point ( °C )	Measured Temperature ( °C )								
	Position								
	1	2	3	4	5	6	7	8	9 (ref.)
20.0	20.209	20.174	20.199	20.110	20.075	20.062	20.027	20.069	20.030

**Average\*** : The average of 30 values in each position.

**Temperature stability** : One-half of the greatest maximum difference of measured temperature at any one sensor.

**Temperature uniformity** : The maximum difference of measured temperatures at any sensors and the measured temperature at the reference location which are observed at the same time or at as close an observation time as possible to determine the temperature pattern or homogeneity within the chamber under steady-state conditions.

**Overall Variation** : The Difference of the maximum and minimum measured temperatures throughout observation.

**UUC\*** : Unit Under Calibration

Note : The reported uncertainty of measurement was included stability and excluded uniformity .

The reported uncertainty of measurement was based on a standard uncertainty multiplied by a coverage factor *k*, providing a level of confidence of approximately 95 %.

-o0o-

Malu





# Certificate of Calibration

<b>Equipment:</b>	SPECTROPHOTOMETER	<b>Certificate No.:</b>	C06220464
<b>Model:</b>	DR6000	<b>Issued Date:</b>	27 September 2022
<b>Serial No. (or ID.):</b>	1627845 (RYG_EN0037)	<b>Job No.:</b>	KSPR2212224
<b>Manufacturer:</b>	HACH	<b>Page:</b>	1 of 3
<b>Condition:</b>	In Condition		

**Customer:** ALS Laboratory Group (Thailand) Co.,Ltd. (Rayong Branch)  
616/10 Moo 5 T.Maenam Khu,  
A.Pluakdaeng, Rayong 21140, Thailand.

REVIEW BY N. Banet  
APPROVED BY D. m  
NEXT CAL. DATE 27/13/24

**Environment Condition:**

Temperature	23.1	°C	±
Humidity	65.4	%RH	±

3.2 %RH

**Calibration Place:** ALS Laboratory Group (Thailand) Co.,Ltd. (Rayong Branch) ( Wet Chemistry )  
616/10 Moo 5 T.Maenam Khu,  
A.Pluakdaeng, Rayong 21140, Thailand.


**Calibration By:** Mr. Chattuphon Foithong

**Calibration Date:** 27 September 2022

**The Method used:** In house method, CAL-WI-24, base on ASTM E 275-08 and ASTM E 387-04

**Traceability:** This certificate is traceable to the CRM maintained by National Institute of Standards and Technology (NIST) through Sarna Scientific Limited.

The standard for Wavelength Certificate No. 91418 and 91435  
The standard for Photometric Certificate No. 91441 and 101088  
The standard for Stray light Certificate No. 101041 and 101040  
The standard for Spectral resolution Certificate No. 101037

  
(Mr. Chattuphon Foithong)  
Person in charge

  
(Mr. Thalerngkeat Pounngam)  
Authorized signatory

This certificate is issued the units of measurement according to the International System of Units (SI). It provides traceability of measurement to international or national standard or other recognized national standard laboratories.

The measurement uncertainty stated is the expanded uncertainty which is obtained from the standard uncertainty multiplied by the coverage factor (k=2) to provide a level of confidence of approximately 95%. It is determined in accordance with the Guide to Expression of Uncertainty in Measurement (GUM).

These results may be affected by deviations from specified conditions. The results relate only to the items tested, calibrated or sampled. The report shall not be reproduced except in full without approval of DKSH Technology Limited.

บริษัท ดีเคเอสเอ เทคโนโลยี จำกัด  
DKSH Technology Limited  
2533 ถนนสุขุมวิท แขวงบางจาก เขตพระโขนง กรุงเทพมหานคร 10260  
2533 Sukhumvit Road, Bangchak, Phrakhanong, Bangkok 10260  
Phone: +66 2639 7000 Email: info.calibration@dksh.com Website: www.dksh.com/scientific-thailand

**Calibration Results:**
**Without Adjustment**

Wavelength Accuracy (nm), The spectral bandwidth of Std at 2 nm and UUC at 2 nm

Standard Wavelength	Unit Under Calibration	Correction	Uncertainty
418.61	418.4	0.21	0.14
536.66	536.7	-0.04	0.14
637.98	638.3	-0.32	0.14
748.48	748.8	-0.32	0.14
807.03	807.4	-0.37	0.13

**Photometric Accuracy (Absorbance)**

Wavelength	Standard absorbance	Unit Under Calibration	Correction	Uncertainty
420 nm	0.0000	0.000	0.0000	0.0045
	0.5605	0.563	-0.0025	0.0045
	0.7334	0.737	-0.0036	0.0045
	1.0534	1.057	-0.0036	0.0045
440 nm	0.0000	0.000	0.0000	0.0045
	0.5503	0.553	-0.0027	0.0045
	0.7179	0.720	-0.0021	0.0045
	1.0312	1.034	-0.0028	0.0045
465 nm	0.0000	0.000	0.0000	0.0045
	0.5024	0.506	-0.0036	0.0045
	0.6693	0.672	-0.0027	0.0045
	0.9604	0.964	-0.0036	0.0045
546.1 nm	0.0000	0.000	0.0000	0.0045
	0.5168	0.519	-0.0022	0.0045
	0.6903	0.691	-0.0007	0.0045
	0.9904	0.992	-0.0016	0.0045
590 nm	0.0000	0.000	0.0000	0.0045
	0.5525	0.554	-0.0015	0.0045
	0.7175	0.718	-0.0005	0.0045
	1.0301	1.031	-0.0009	0.0045
635 nm	0.0000	0.000	0.0000	0.0045
	0.5367	0.538	-0.0013	0.0045
	0.6847	0.685	-0.0003	0.0046
	0.9823	0.983	-0.0007	0.0045



**Calibration Results:**
**Without Adjustment**
**Photometric Accuracy (Absorbance)**

Wavelength	Standard absorbance	Unit Under Calibration	Correction	Uncertainty
235 nm	0.0000	0.000	0.0000	0.0080
	0.7423	0.744	-0.0017	0.0083
257 nm	0.0000	0.000	0.0000	0.0080
	0.8609	0.861	-0.0001	0.0084
313 nm	0.0000	0.000	0.0000	0.0080
	0.2895	0.292	-0.0025	0.0080
350 nm	0.0000	0.000	0.0000	0.0080
	0.6381	0.638	0.0001	0.0080

**Stray light \***

Standard: cut-off	UUC: Wavelength (nm)	UUC: Transmission (%T)	Absorbance (A)
260.67 +/- 0.11 nm	260.7	2.1	1.678
391.94 +/- 0.11 nm	391.9	1.7	1.770

**Spectral Resolution \***

Nominal Concentration 0.02 % v/v	Peak	Trough	Ratio	SBW
Standard Wavelength ( nm )	268.60	266.63	1.39	2.00
UUC: Wavelength (nm)	268.2	266.1		
Std Absorbance ( A )	0.4810	0.3176		
Absorbance ( A )	0.373	0.268		

\* Calibration Marked " Not TISI Accredited " in this Certificate have been included for completeness.

**The End of Certificate**

## ใบตรวจสอบสภาพเครื่องวัดสิ่งแวดล้อม

เลขที่ใบงาน: KSPR2212224

ชนิดเครื่องมือ: SPECTROPHOTOMETER

รุ่น: DR6000

หมายเลขเครื่อง: 1627845

ตรวจสอบ (รับ)		รายการตรวจเช็ค	ตรวจสอบ (ส่ง)		หมายเหตุ
27 Sep 2022			27 Sep 2022		
ปกติ	ไม่ปกติ		ปกติ	ไม่ปกติ	
		General			
<input checked="" type="checkbox"/>	<input type="checkbox"/>	1. ความสมบูรณ์เครื่อง	<input checked="" type="checkbox"/>	<input type="checkbox"/>	
<input checked="" type="checkbox"/>	<input type="checkbox"/>	2. ความสะอาด ( ช่องใส่ตัวอย่าง, ภายใน-นอกเครื่อง)	<input checked="" type="checkbox"/>	<input type="checkbox"/>	
<input checked="" type="checkbox"/>	<input type="checkbox"/>	3. สวิตซ์ ปิด – เปิด เครื่อง (On-Off Swicth)	<input checked="" type="checkbox"/>	<input type="checkbox"/>	
<input checked="" type="checkbox"/>	<input type="checkbox"/>	4. ปุ่มกด (Keypad)	<input checked="" type="checkbox"/>	<input type="checkbox"/>	
<input checked="" type="checkbox"/>	<input type="checkbox"/>	5. หน้าจอ (Display, Screen Contrast)	<input checked="" type="checkbox"/>	<input type="checkbox"/>	
		Spectrophotometer			
<input type="checkbox"/>	<input type="checkbox"/>	6. แรงดันไฟฟ้า (Battery Backup) >= 2.5 VDC	<input type="checkbox"/>	<input type="checkbox"/>	
<input type="checkbox"/>	<input type="checkbox"/>	7. ตัวหมุนเลือกความยาวคลื่น (Wavelength Control)	<input type="checkbox"/>	<input type="checkbox"/>	
<input checked="" type="checkbox"/>	<input type="checkbox"/>	8. ความยาวคลื่น (Wavelength Check)	<input checked="" type="checkbox"/>	<input type="checkbox"/>	656.1 ได้ 656.1 nm
<input checked="" type="checkbox"/>	<input type="checkbox"/>	9. แหล่งกำเนิดแสง (UV < 3,000 hour)	<input checked="" type="checkbox"/>	<input type="checkbox"/>	
<input checked="" type="checkbox"/>	<input type="checkbox"/>	10. แหล่งกำเนิดแสง (Visible < 5,000 hour)	<input checked="" type="checkbox"/>	<input type="checkbox"/>	
<input checked="" type="checkbox"/>	<input type="checkbox"/>	11. ช่องวัดหลายตัวอย่าง (Carousel Module)	<input checked="" type="checkbox"/>	<input type="checkbox"/>	
		pH Meter and Conductivity Meter			
<input type="checkbox"/>	<input type="checkbox"/>	12. อิเล็กโทรด ( Electrode and Connection Cable )	<input type="checkbox"/>	<input type="checkbox"/>	
<input type="checkbox"/>	<input type="checkbox"/>	13. ระดับสารละลายใน Electrode (Level KCl )	<input type="checkbox"/>	<input type="checkbox"/>	
<input type="checkbox"/>	<input type="checkbox"/>	14. ฝาปิดกันปลาย Electrode (Dust Protection Hood)	<input type="checkbox"/>	<input type="checkbox"/>	
<input type="checkbox"/>	<input type="checkbox"/>	15. ขาจับอิเล็กโทรด (Stand)	<input type="checkbox"/>	<input type="checkbox"/>	
		Turbidimeter			
<input type="checkbox"/>	<input type="checkbox"/>	16. ค่าความขุ่นที่ต่ำสุด (No Sample)	<input type="checkbox"/>	<input type="checkbox"/>	
<input type="checkbox"/>	<input type="checkbox"/>	17. ระดับการส่องสว่างของแสง (>= 2.5 ไม่เกิน 3.0)	<input type="checkbox"/>	<input type="checkbox"/>	
		Automatic titrator			
<input type="checkbox"/>	<input type="checkbox"/>	18. สภาพ Piston Burettes	<input type="checkbox"/>	<input type="checkbox"/>	
<input type="checkbox"/>	<input type="checkbox"/>	19. Function Rinsing and Dosing	<input type="checkbox"/>	<input type="checkbox"/>	
<input type="checkbox"/>	<input type="checkbox"/>	20. ระบบท่อสายยางและอุปกรณ์ประกอบ	<input type="checkbox"/>	<input type="checkbox"/>	

เพิ่มเติม/ข้อแนะนำ :

Mr. Chattuphon Foithong

Service Engineer





**PENTA**  
CALIBRATION

**PENTA CALIBRATION CO., LTD.**

66/124 The Connect 33 Village Kanchanaphisek Road  
Dokmai Prawet Bangkok 10250  
Tel: +66 (0) 2069-9773  
www.pentacal.com

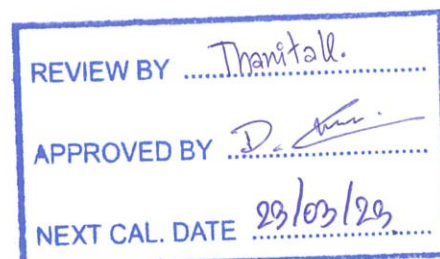
# Certificate of Calibration

Represent to Certificate of Calibration ,PTC/07/22103

Certificate No.:	PTC/07/22103	Page:	1 of 2
Equipment:	Digital Balance	Condition:	Normal
Manufacturer:	Sartorius	Serial No:	26207038
Model:	MSE224S-100-DU	ID No:	RYG_EN0002
Type of Balance:	Single interval		



Customer: ALS Laboratory Group (Thailand) Co.,Ltd.  
616/10 Moo 5 T.Maenamkoo, A.Pluakdaeng,  
Rayong 21140, Thailand



Environment Condition: Temperature 23.9 °C ± 0.3 °C  
Humidity 58.1 %RH ± 4.4 %RH  
Air density 1.17 kg/m<sup>3</sup>

Calibration Place: ALS Laboratory Group (Thailand) Co.,Ltd.  
616/10 Moo 5 T.Maenamkoo, A.Pluakdaeng,  
Rayong 21140, Thailand

The Method used: In house method, PTC-WI-07, base on Euramet cg. 18


Traceability: This certificate is traceable to the SI Units through Thai Calibration Service Co.,Ltd.  
, NSC-ONSC Accreditation No.: Calibration 0189

Date Received: March 23, 2022

Calibration Date: March 23, 2022

Issued Date: March 25, 2022

Calibration By: Mr. Rungroje Metakul



PENTA CALIBRATION CO.,LTD.

( Mr.Kriangsak Kalasri )

Reviewed by

Approved By :

( Mr. Keattisak Kerdto )

Laboratory Manager

This certificate is issued the units of measurement according to the International System of Units (SI). It provides traceability of measurement to international or national standard or other recognised national standard laboratories.

The measurement uncertainty stated is the expanded uncertainty which is obtained from the standard uncertainty multiplied by the coverage factor ( $k=2$ ) to provide a level of confidence of approximately 95%. It is determined in accordance with the Guide to Expression of Uncertainty in Measurement (GUM). The effect that the results relate only to the items calibrated.

This calibration certificate shall not be reproduced except in full only, without written approval from penta calibration co., Ltd



Represent to Certificate of Calibration ,PTC/07/22103

Certificate No.: PTC/07/22103

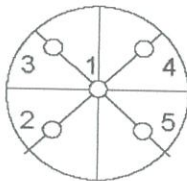
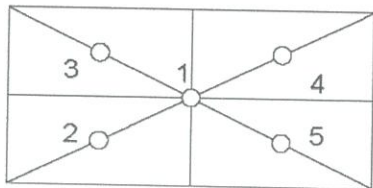
Page: 2 of 2

## Measurement Results:

Without Adjustment :

Function Calibration: Non Adjustment

Eccentric Error: Weight to be 1/3 ,1/2 or of Maximum capacity



Eccentricity test 100 (g)

Position (g)				
1	2	3	4	5
0.0000	0.0000	-0.0002	0.0002	0.0002
Maximum deviation:				0.0002

Repeatability Test : Weight to be  $1/2 \leq L_1 \leq$  Maximum capacity

Determination of the standard deviation of weighing balance., Readability 0.0001 (g)

Nominal test value (g)	Standard Deviation
200	0.00003

Error of indication : from nominal value., Readability 0.0001 (g)

Nominal Value (g)	Conventional Mass (g)	Indication (g)	Correction of Balance (g)	Uncertainty (g)	k
0	0.00000	0.0000	0.0000	0.000086	2.16
0.01	0.01000	0.0100	0.0000	0.00010	2.06
0.1	0.10000	0.1000	0.0000	0.00010	2.06
1	1.00000	1.0000	0.0000	0.00010	2.06
2	2.00000	1.9999	0.0001	0.00010	2.06
5	5.00001	5.0000	0.0000	0.00010	2.06
10	10.00000	10.0000	0.0000	0.00010	2.06
20	20.00003	19.9999	0.0001	0.00011	2.05
50	50.00004	49.9999	0.0001	0.00012	2.00
100	100.00004	100.0001	-0.0001	0.00017	2.00
200	200.00011	200.0000	0.0001	0.00027	2.00

Note: Weight of adjust - (g)

The End of Certificate





TECHNOLOGY PROMOTION ASSOCIATION (THAILAND-JAPAN)  
CORPORATE SERVICES 3: EQUIPMENT CALIBRATION AND TESTING SERVICES  
534/4 PATTANAKARN ROAD SOI 18, SUANLUANG, SUANLUANG BANGKOK 10250  
TEL. 0-2717-3000-27 FAX. 0-2719-9484



Cert. No.: 22TM1517

Page : 1 of 3

## Certificate of Calibration

**Equipment :** Hot Air Oven

**Manufacturer :** Memmert

**Model :** UFE 500

**Serial No. :** G511.1572

**ID No. :** RYG\_EN0010

**Submitted by :** ALS Laboratory Group (Thailand) Co.,Ltd. (Rayong Branch)  
616/10 Moo 5 T. Maenam Khu,  
A. Pluakdaeng,  
Rayong 21140 Thailand

**Location :** Oven Room

**Received Order :** 20 October 2022  
**Calibration Date :** 20 October 2022  
**Ambient Temperature :** ( 26 ± 10 ) °C  
**Relative Humidity :** ( 50 ± 30 ) %

**Calibrated by :** Man Pattanapongpaiboon

REVIEW BY Thanitall

APPROVED BY D. Man

NEXT CAL. DATE 20/04/24

Approved by :

Man

Approved Signatory

- ( ) Pornthippa Tameyakul  
(✓) Malee Butkruea  
( ) Suwit Imjai

Issue Date :

2 November 2022

The Uncertainties are for a confidence probability of approximately 95%

This certificate may not be reproduced other than in full, except with the prior written  
Approval of the head of Corporate Services 3 : Equipment Calibration and Testing Services.



Equipment : Hot Air Oven  
 Condition As-Received : Used Item  
 Reference : 2210-0376OC-2

Cert. No.: 22TM1517  
 Page : 2 of 3

**Procedure Used :-**

Calibration were conducted using calibration procedure CP-OT02 according to direct measurement method with Data Acquisition which connected with Resistance Temperature Detector ( RTD ) and Thermocouple Type T.

The temperature scale used was based on ITS-90.

**Condition of this result of calibration**

1. Reference standard instrument:-

Instrument	Model	Serial No.	Cert. No.	Due Date
1 ) Data Acquisition	34972A	MY49023932	22LM97	29 Jul 2023

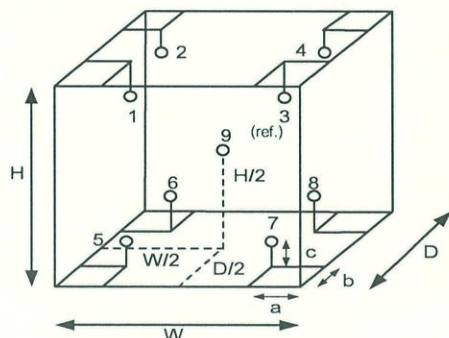
2. This certificate is valid only to the item calibrated on date and place of calibration.

3. This certification is traceable to the International System of Unit.

**Result of Calibration :-** ( \* ) Without Adjustment

**Function of UUC\* :** Temperature Source

**Fresh air setting :** Close



Environment during calibration		
	Beginning	Finished
Temp. ( °C )	25	25
REL.Humid. ( % )	54	59
AC Supply ( Volt )	223	225

**Ref. Std. ID No.: @ Calibration Point**

Position :	( 180 ) °C	( 104 ) °C
1	21-16TC-01	20-16RTD-01
2	21-16TC-02	20-16RTD-02
3	21-16TC-03	20-16RTD-03
4	21-16TC-04	20-16RTD-04
5	21-16TC-05	22-16RTD-05
6	21-16TC-06	20-16RTD-06
7	21-16TC-07	20-16RTD-07
8	21-16TC-08	22-16RTD-08
9 (ref.)	21-16TC-09	22-16RTD-09

**Probe Installation Details :**

**Dimension of Chamber :**

a =	5.0	cm	D =	0.40	m
b =	5.0	cm	W =	0.56	m
c =	5.0	cm	H =	0.48	m
			Capacity =	0.11	m <sup>3</sup>

*Malu*





Equipment : Hot Air Oven  
Condition As-Received : Used Item  
Reference : 2210-0376OC-2  
Result of Calibration :- ( \* ) Without Adjustment  
Function of UUC\* : Temperature Source  
Fresh air setting : Close

Cert. No.: 22TM1517

Page : 3 of 3

Calibration Point ( °C )	UUC* Setting ( °C )	UUC* Reading ( °C )	Temperature stability ( ± °C )	Temperature uniformity ( °C )	Overall Variation ( °C )	Uncertainty ( ± °C )	Coverage Factor <i>k</i>
104.0	104.0	104.0	0.076	0.52	0.60	0.42	2
180.0	180.0	180.0	0.13	0.88	1.2	1.1	2

Calibration Point ( °C )	Measured Temperature ( °C )								
	Position								
	1	2	3	4	5	6	7	8	9 (ref.)
104.0	103.768	103.734	103.723	103.800	104.215	104.131	104.132	103.740	103.747
180.0	179.723	179.359	179.439	179.489	180.361	180.114	180.131	180.243	179.605

**Average\*** : The average of 30 values in each position.

**Temperature stability** : One-half of the greatest maximum difference of measured temperature at any one sensor

**Temperature uniformity** : The maximum difference of measured temperatures at any sensors and the measured temperature at the reference location which are observed at the same time or at as close an observation time as possible to determine the temperature pattern or homogeneity within the chamber under steady-state conditions.

**Overall Variation** : The Difference of the maximum and minimum measured temperatures throughout observation

**UUC\*** : Unit Under Calibration

**Note** : The reported uncertainty of measurement was included stability and excluded uniformity .

The reported uncertainty of measurement was based on a standard uncertainty multiplied by a coverage factor *k*, providing a level of confidence of approximately 95 %.

-o0o-

*Malu .*



TECHNOLOGY PROMOTION ASSOCIATION (THAILAND-JAPAN)  
CORPORATE SERVICES 3: EQUIPMENT CALIBRATION AND TESTING SERVICES  
534/4 PATTANAKARN ROAD SOI 18, SUANLUANG, SUANLUANG BANGKOK 10250  
TEL. 0-2717-3000-27 FAX. 0-2719-9484



Cert. No.: 22TM1492

Page : 1 of 3

## Certificate of Calibration

<b>Equipment :</b>	Hot Air Oven
<b>Manufacturer :</b>	Memmert
<b>Model :</b>	UM 400
<b>Serial No. :</b>	b495.0899
<b>ID No. :</b>	RYG_EN0006
<b>Submitted by :</b>	ALS Laboratory Group (Thailand) Co.,Ltd. (Rayong Branch) 616/10 Moo 5, T. Maenam Khu, A. Pluakdaeng, Rayong 21140, Thailand
<b>Location :</b>	Oven Room
<b>Received Order :</b>	20 October 2022
<b>Calibration Date :</b>	20 October 2022
<b>Ambient Temperature :</b>	( 26 ± 10 ) °C
<b>Relative Humidity :</b>	( 50 ± 30 ) %

**Calibrated by :** Preecha Hlahib

**Approved by :**

*Malu.*  
Approved Signatory

- ( ☒ ) Pornthippa Tameyakul  
( ☒ ) Malee Butkruea  
( ) Suwit Imjai

**Issue Date :** 2 November 2022

The Uncertainties are for a confidence probability of approximately 95%

This certificate may not be reproduced other than in full, except with the prior written  
Approval of the head of Corporate Services 3 : Equipment Calibration and Testing Services.





Equipment : Hot Air Oven  
Condition As-Received : Used Item  
Reference : 2210-0376OC-1

Cert. No.: 22TM1492

Page : 2 of 3

**Procedure Used :-**

Calibration were conducted using calibration procedure CP-OT02 according to direct measurement method with Data Acquisition which connected with Resistance Temperature Detector ( RTD ).

The temperature scale used was based on ITS-90.

**Condition of this result of calibration**

1. Reference standard instrument:-

Instrument	Model	Serial No.	Cert. No.	Due Date
1 ) Data Acquisition	34970A	MY44035217	21LM30	23 Dec 2022

2. This certificate is valid only to the item calibrated on date and place of calibration.

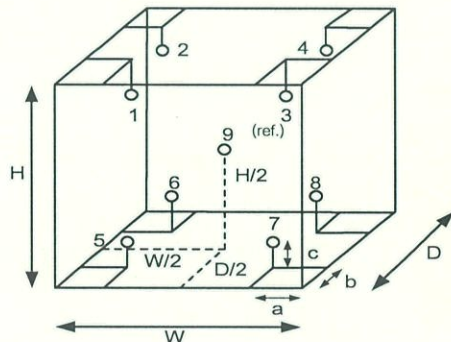
3. This certification is traceable to the International System of Unit.

**Result of Calibration :-** ( \* ) Without Adjustment

**Function of UUC\* :** Temperature Source

**Fresh air setting :** Close

Environment during calibration		
	Beginning	Finished
Temp. ( °C )	28	29
REL.Humid. ( % )	43	47
AC Supply ( Volt )	220	221



Position :	Ref. Std. ID No.:
1	18-10RTD-01
2	18-10RTD-02
3	18-10RTD-03
4	18-10RTD-04
5	18-10RTD-05
6	18-10RTD-06
7	18-10RTD-07
8	18-10RTD-08
9 (ref.)	18-10RTD-09

**Probe Installation Details :**

a = 5.0 cm  
b = 5.0 cm  
c = 5.0 cm

**Dimension of Chamber :**

D = 0.33 m  
W = 0.40 m  
H = 0.40 m  
Capacity = 0.053 m<sup>3</sup>

*Malu .*



Equipment : Hot Air Oven  
Condition As-Received : Used Item  
Reference : 2210-0376OC-1  
Result of Calibration :- ( \* ) Without Adjustment  
Function of UUC\* : Temperature Source  
Fresh air setting : Close

Cert. No.: 22TM1492

Page : 3 of 3

Calibration Point ( °C )	UUC* Setting ( °C )	UUC* Reading ( °C )	Temperature stability ( ± °C )	Temperature uniformity ( °C )	Overall Variation ( °C )	Uncertainty ( ± °C )	Coverage Factor <i>k</i>
70.0	70.0	70.0	0.079	0.47	0.77	0.42	2

Calibration Point ( °C )	Measured Temperature ( °C )								
	Position								
	1	2	3	4	5	6	7	8	9 (ref.)
70.0	70.262	69.995	70.079	70.177	70.664	70.039	70.688	70.149	70.328

**Average\*** : The average of 30 values in each position.

**Temperature stability** : One-half of the greatest maximum difference of measured temperature at any one sensor

**Temperature uniformity** : The maximum difference of measured temperatures at any sensors and the measured temperature at the reference location which are observed at the same time or at as close an observation time as possible to determine the temperature pattern or homogeneity within the chamber under steady-state conditions.

**Overall Variation** : The Difference of the maximum and minimum measured temperatures throughout observation

**UUC\*** : Unit Under Calibration

**Note** : The reported uncertainty of measurement was included stability and excluded uniformity .

The reported uncertainty of measurement was based on a standard uncertainty multiplied by a coverage factor *k*, providing a level of confidence of approximately 95 %.

-o0o-

*Malu.*





TECHNOLOGY PROMOTION ASSOCIATION (THAILAND-JAPAN)  
CORPORATE SERVICES 3: EQUIPMENT CALIBRATION AND TESTING SERVICES  
534/4 PATTANAKARN ROAD SOI 18, SUANLUANG, SUANLUANG BANGKOK 10250  
TEL. 0-2717-3000-27 FAX. 0-2719-9484



Cert. No.: 22TM1491

Page : 1 of 3

## Certificate of Calibration

Equipment :	Water Bath
Manufacturer :	Memmert
Model :	WNB22
Serial No. :	L513.0648
ID No. :	RYG_EN0061
Submitted by :	ALS Laboratory Group (Thailand) Co.,Ltd. (Rayong Branch) 616/10 Moo 5, T. Maenam Khu, A. Pluakdaeng, Rayong 21140, Thailand
Location :	Wet Chemistry Lab
Received Order :	20 October 2022
Calibration Date :	20 October 2022
Ambient Temperature :	( 26 ± 10 ) °C
Relative Humidity :	( 50 ± 30 ) %
Calibrated by :	Preecha Hlahib



Approved by :

Approved Signatory

- ( ) Pornthippa Tameyakul  
( ✓ ) Malee Butkruea  
( ) Suwit Imjai

Issue Date :

2 November 2022

The Uncertainties are for a confidence probability of approximately 95%

This certificate may not be reproduced other than in full, except with the prior written  
Approval of the head of Corporate Services 3 : Equipment Calibration and Testing Services.



Equipment : Water Bath  
Condition As-Received : Used Item  
Reference : 2210-0376OC-4

Cert. No.: 22TM1491

Page : 2 of 3

**Procedure Used :-**

Calibration were conducted using in-house calibration procedure CP-OT04 according to direct measurement method with Data Acquisition which connected with Industrial Platinum Resistance Thermometer ( IPRT ).

The temperature scale used was based on ITS-90.

**Condition of this result of calibration**

1. Reference standard instrument:-

<u>Instrument</u>	<u>Model</u>	<u>Serial No.</u>	<u>Cert. No.</u>	<u>Due Date</u>
1 ) Data Acquisition	34970A	MY44035217	21LM30	23 Dec 2022

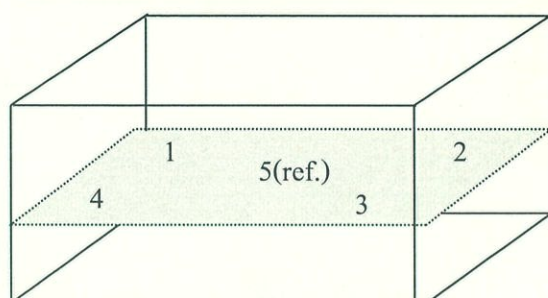
2. This certificate is valid only to the item calibrated on date and place of calibration.

3. This certification is traceable to the International System of Unit.

**Result of Calibration :-** ( \* ) Without Adjustment

**Function of UUC\* :** Temperature Source

	Environmental		AC Voltage Supply
	( °C )	( %R.H. )	( Volt )
Beginning of Calibration	24	53	222
Finished of Calibration	24	50	221



Front

Position :	Ref. Std. S/N.:
1	N37P300726
2	N37P300727
3	N37P300728
4	N37P300729
5(ref.)	N37P300730

Malu





Equipment : Water Bath  
Condition As-Received : Used Item  
Reference : 2210-0376OC-4  
Result of Calibration :- ( \* ) Without Adjustment  
Function of UUC\* : Temperature Source

Cert. No.: 22TM1491

Page : 3 of 3

Calibration point ( °C )	UUC* Setting ( °C )	UUC* Reading ( °C )	Average* Standard Reading ( °C )				
			Position				
			1	2	3	4	5 (ref.)
85.0	85.0	85.0	84.527	84.563	84.628	84.516	84.580

Calibration point ( °C )	Uniformity ( °C )	Stability ( ± °C )	Uncertainty ( ± °C )	Coverage Factor <i>k</i>
85.0	0.12	0.081	0.18	2

**Average\*** : The average of 30 values in each position.

**Uniformity** : The maximum difference of measured temperatures at any sensors and the measured temperature at the reference location which are observed at the same time or at as close an observation time as possible to determine the temperature pattern or homogeneity within the chamber under steady-state conditions.

**Stability** : One-half of the greatest maximum difference of measured temperature at any one probe.

**UUC\*** : Unit Under Calibration

**Note** : The reported uncertainty of measurement was included stability and excluded uniformity.

The reported uncertainty of measurement was based on a standard uncertainty multiplied by a coverage factor *k*, providing a level of confidence of approximately 95 %.

-o0o-

Malu.



TECHNOLOGY PROMOTION ASSOCIATION (THAILAND-JAPAN)  
CORPORATE SERVICES 3: EQUIPMENT CALIBRATION AND TESTING SERVICES  
534/4 PATTANAKARN ROAD SOI 18, SUANLUANG, SUANLUANG BANGKOK 10250  
TEL. 0-2717-3000-27 FAX. 0-2719-9484



Cert.No.: 22CH377

Page.: 1 of 2

## Certificate of Calibration

Equipment :	pH Meter
Manufacturer :	Mettler Toledo
Model :	Seven2Go
Serial No. :	B531256371
ID No. :	RYG_FS0420
Condition As-Received:	Used Item
Received Date :	11 March 2022
Calibration Date :	14 March 2022
Reference :	2203-0495DSC-1
Submitted by :	ALS Laboratory Group (Thailand) Co.,Ltd. Rayong Branch 616/10 Moo 5 T.Maenam Khu, A.Pluakdaeng, Rayong 21140, Thailand
Ambient Temperature :	(25 ± 2.5) °C
Relative Humidity :	(50 ± 15) %
Calibration Procedure :	In - house method : - CP-CH5 by direct measurement with standard voltage calibrator and direct measurement with certified reference material (CRM)



Calibrated by : Warakorn Lerngagtrakul

Approved by :

*Malee Butkruea*

Approved Signatory

(✓) Malee Butkruea

( ) Saithip Meangmai

( ) Warakorn Lerngagtrakul

Issue Date :

17 March 2022

The Uncertainties are for a confidence probability of approximately 95%

This certificate may not be reproduced other than in full, except with the prior written  
Approval of the head of Corporate Services 3 : Equipment Calibration and Testing Services.

A 0039308





Cert. No.: 22CH377

Page.: 2 of 2

**Condition of this calibration result**

1. Reference Standard Instrument : -

<u>Instrument</u>	<u>Serial No.</u>	<u>ID No.</u>	<u>Cert. No.</u>	<u>Due Date</u>
1) Document Process Calibrator	54030049	130RC116	21E2682	25 Aug 2022

This certification is traceable to the International System of Unit maintained at:-

- Traceable to National Institute of Metrology (Thailand), NIMT

2. Certified Reference Materials : The measurement results are traceable to SI through CPA chem Ltd., ANSI-ASQ National Accreditation Board, Accredited No. AR-1835

<u>Buffer Solution</u>	<u>Manufacturer</u>	<u>Lot No.</u>	<u>Exp. date</u>
pH 4.008	CPA chem	766820	23 Sep 2023
pH 6.983	CPA chem	766822	04 Sep 2022
pH 10.015	CPA chem	766824	04 Sep 2022

3. This certificate is valid only to the item calibrated on date and place of calibration.

**Calibration Results**

Function : mV Measurement

Performing standard curve by Fluke at pH (4,7,10)

Unit Under Calibration	Nominal Value	Standard Voltage Input	Actual Reading		Uncertainty of Measurement ( ±mV )	Coverage factor <i>k</i>
	pH	mV	mV	pH		
pH Meter S/N.: B531256371	4.00	177.48	177	4.00	0.58	2.00
	7.00	0.00	0	7.00	0.58	2.00
	10.00	-177.48	-178	10.00	0.58	2.00

Function : pH Measurement

Performing three buffers standard curve by using buffer nominal pH (4,7,10)

Unit Under Calibration	Standard pH Buffer Solution	Actual pH Reading	Actual mV Reading ( mV )	Uncertainty of pH measurement ( ± )	Coverage factor <i>k</i>
pH Electrode S/N.: 1311407	4.008	4.01	181	0.0079	2.00
	6.983	6.98	7	0.0093	2.00
	10.015	10.01	-171	0.0092	2.00

The reported uncertainty of measurement was based on a standard uncertainty multiplied by a coverage factor *k*, providing a level of confidence of approximately 95 %.

-oOo-

*maker*



TECHNOLOGY PROMOTION ASSOCIATION (THAILAND-JAPAN)  
CORPORATE SERVICES 3: EQUIPMENT CALIBRATION AND TESTING SERVICES  
534/4 PATTANAKARN ROAD SOI 18, SUANLUANG, SUANLUANG BANGKOK 10250  
TEL. 0-2717-3000-27 FAX. 0-2719-9484



Cert. No.: 22LM41

Page.: 1 of 2

## Certificate of Calibration

**Equipment :** pH Meter with Sensor

**Manufacturer :** Mettler Toledo

**Model :** Seven2Go

**Serial No. :** B531256371

**ID No. :** RYG\_FS0420

**Submitted by :** ALS Laboratory Group (Thailand) Co.,Ltd.  
(Rayong Branch)  
616/10 Moo 5 T. Maenam Khu, A. Pluakdaeng,  
Rayong 21140 Thailand

**Location :** TPA On Site Calibration Laboratory

**Received Order :** 11 March 2022

**Calibrated Date :** 15 March 2022

**Ambient Temperature :** (  $26 \pm 10$  ) °C

**Relative Humidity :** (  $50 \pm 30$  ) %

**AC Line Voltage :** (  $220 \pm 22$  ) V

**Calibrated by :** Malee Butkruea

**Approved by :**

Approved Signatory

( ) Pornthippa Tameyakul  
(✓) Suwit Imjai

**Issue Date :** 17 March 2022

The Uncertainties are for a confidence probability of approximately 95%

This certificate may not be reproduced other than in full, except with the prior written  
Approval of the head of Corporate Services 3 : Equipment Calibration and Testing Services.

A 0039307





Equipment : pH Meter with Sensor

Cert. No.: 22LM41

Condition As-Received : Used Item

Page.: 2 of 2

Reference : 2203-0495DSC-2

**Procedure Used :-**

Calibration were conducted using in-house calibration procedure CP-OT01 according to comparison with Industrial Platinum Resistance Thermometer ( IPRT ) into Temperature Bath.

The temperature scale used was based on ITS-90.

**Condition of this result of calibration**

1. Reference standard instrument:-

<u>Instrument</u>	<u>Model</u>	<u>Serial No.</u>	<u>Cert. No.</u>	<u>Due Date</u>
1) Digital Thermometer	1523	2188080	2111273	22 Nov 2022

2. This certificate is valid only to the item calibrated on date and place of calibration.

3. This certification is traceable to the International System of Unit.

**Result of Calibration :-** ( \* ) Without Adjustment

**Function :** Temperature measurement.

This instrument was connected with temperature sensor, S/N.: 1311407

<u>Calibration Point</u> ( °C )	<u>Immersion Depth</u> ( mm )	<u>Standard Temperature</u> ( °C )	<u>UUC* Reading</u> ( °C )	<u>Error</u> ( °C )	<u>Uncertainty</u> ( ± °C )	<u>Coverage Factor</u> <i>k</i>
25.0	100	25.009	25.4	0.391	0.16	2.00
30.0	100	30.008	30.5	0.492	0.16	2.00
40.0	100	39.997	40.6	0.603	0.16	2.00
50.0	100	49.997	50.6	0.603	0.16	2.00

**UUC\* :** Unit Under Calibration

The reported uncertainty of measurement was based on a standard uncertainty multiplied by a coverage factor *k*, providing a level of confidence of approximately 95 %.

-o0o-

*Geni*



TECHNOLOGY PROMOTION ASSOCIATION (THAILAND-JAPAN)  
CORPORATE SERVICES 3: EQUIPMENT CALIBRATION AND TESTING SERVICES  
534/4 PATTANAKARN ROAD SOI 18, SUANLUANG, SUANLUANG BANGKOK 10250  
TEL. 0-2717-3000-27 FAX. 0-2719-9484



Cert.No.: 22CH1222

Page.: 1 of 2

## Certificate of Calibration

Equipment :	pH Meter
Manufacturer :	Mettler Toledo
Model :	Seven Compact S220
Serial No. :	B520948426
ID No. :	BKK_EN0072
Condition As-Received:	Used Item
Received Date :	09 September 2022
Calibration Date :	12 September 2022
Reference :	2209-0312DSC-1
Submitted by :	ALS Laboratory Group (Thailand) Co.,Ltd. 104 Phatthanakan 40, Phatthanakan Rd., Khwaeng Phatthanakan, Khet Suan Luang, Bangkok 10250 Thailand
Ambient Temperature :	(25 ± 2.5) °C
Relative Humidity :	(50 ± 15) %
Calibration Procedure :	In - house method : - CP-CH5 by direct measurement with standard voltage calibrator and direct measurement with certified reference material (CRM)

REVIEW BY	Sinluk P.
APPROVED BY	KL AL
NEXT CAL. DATE	12/03/24

Calibrated by : Warakorn Lerngagtrakul

Approved by :

*Malee*

Approved Signatory

- ( ☒ ) Malee Butkruea  
( ☐ ) Saithip Meangmai  
( ☐ ) Warakorn Lerngagtrakul

Issue Date : 15 September 2022

The Uncertainties are for a confidence probability of approximately 95%

This certificate may not be reproduced other than in full, except with the prior written  
Approval of the head of Corporate Services 3 : Equipment Calibration and Testing Services.





Cert. No.: 22CH1222

Page.: 2 of 2

**Condition of this calibration result**

## 1. Reference Standard Instrument : -

<u>Instrument</u>	<u>Serial No.</u>	<u>ID No.</u>	<u>Cert. No.</u>	<u>Due Date</u>
1) Document Process Calibrator	54030049	130RC116	22E2769	24 Aug 2023

This certification is traceable to the International System of Unit maintained at:-

- Traceable to National Institute of Metrology (Thailand), NIMT

2. Certified Reference Materials : The measurement results are traceable to SI through CPA chem Ltd.,  
ANSI-ASQ National Accreditation Board, Accredited No. AR-1835

<u>Buffer Solution</u>	<u>Manufacturer</u>	<u>Lot No.</u>	<u>Exp. date</u>
pH 4.008	CPA chem	823320	20 June 2024
pH 6.985	CPA chem	794122	14 Feb 2023
pH 10.008	CPA chem	823323	20 June 2023

## 3. This certificate is valid only to the item calibrated on date and place of calibration.

**Calibration Results****Function : mV Measurement****Performing standard curve by Fluke at pH (4,7,10)**

Unit Under Calibration	Nominal Value	Standard Voltage Input	Actual Reading		Uncertainty of Measurement ( $\pm$ mV)	Coverage factor <i>k</i>
	pH	mV	mV	pH		
pH Meter S/N.: B520948426	4.000	177.48	177.4	4.000	0.058	2.00
	7.000	0.00	0.0	7.000	0.058	2.00
	10.000	-177.48	-177.5	10.000	0.058	2.00

**Function : pH Measurement****Performing three buffers standard curve by using buffer nominal pH (4,7,10)**

Unit Under Calibration	Standard pH Buffer Solution	Actual pH Reading	Actual mV Reading (mV)	Uncertainty of pH measurement ( $\pm$ )	Coverage factor <i>k</i>
pH Electrode S/N.: PCE-86-EX1001	4.008	3.999	153.9	0.0055	2.09
	6.985	7.017	-13.7	0.0084	2.00
	10.008	9.996	-179.0	0.0078	2.06

The reported uncertainty of measurement was based on a standard uncertainty multiplied by a coverage factor *k*, providing a level of confidence of approximately 95 %.

-o0o-

Malu.

a 1126274